

## MAYE RIVER QUILTERS PROGRAMS & WORKSHOPS

*Fran Oblander  
Workshops  
Gaye Paquet  
Programs*

### Saturday, August 5, 2023 Augusta Cole Program

Augusta began her quilting career 35 years ago in North Carolina. She has served on the board of directors for the NC Quilt Symposium. After moving to Virginia, she got involved in local quilting groups and eventually served as President of the Virginia Consortium of Quilters, a statewide quilting group.

She regularly teaches up and down the East Coast and beyond! She loves to teach and travel.



Her website is: [augustacolequilting.com](http://augustacolequilting.com).

### Saturday, August 6, 2023

#### Augusta Cole Workshop—Curved Log Cabin



Wow! Can you believe the comeback of the Log Cabin? Some traditions are just too good to let go. Now we have made it curve! The curves are created by using different size logs. The logs can be made from your stash or with fat quarters or a combination of both. Beginners as well as advanced quilters are equally intrigued with this design. The pattern possibilities for the log cabin are just endless, so come make your blocks and play with the plentiful designs. See you at the curve!

Water and snacks will be provided. Lunch is bring your own.

Workshop Fee: \$30 (make checks payable to Maye River Quilters)

Bring to a meeting or mail to Fran Oblander, 27 Heathrow Ave, Bluffton 29910 or pay via Paypal to Maye River Quilters.

### August 5 Palmetto Electric Coop

Social—9:30am

Meeting—10am

Program to follow

Please join in!

#### NOTE:

THE SEPT 9 MEETING  
WILL BE HELD AT THE  
CHURCH OF THE PALMS  
SEE PAGE 14

**PROGRAMS &  
WORKSHOPS  
&  
FUNDRAISING**



**Saturday, September 9, 2023**

**Garage Sale Program—a joint effort of programs and fundraising!**

***NOTE: Location change to Church of the Palms!!!***

Buy a table and join in the fun while reorganizing your sewing room and making space for new stuff. You must reserve and pay for your table ahead of the meeting. You may only sell quilting-related items, such as fabric, notions, rulers, patterns, kits, quilts, or items you have made. Yes, you may sell sewing machines but remember this is a yard sale so they should be yard-sale priced if you expect to sell. Sign-up in July or August at the workshop table. Remember — one woman's trash is another woman's treasure!

Complete your registration at the workshop table and make a little money from selling your sewing related treasures. You provide the change fund and keep all your proceeds.

Rules of the sale:

- Full table \$10.
- Half table \$5, sign up with a partner or we will find you a partner
- No sales during the meeting
- Set up will begin at 9:15

Variety  
is the  
Spice  
of  
Life

Just ask Augusta Cole!

**PROGRAMS &  
WORKSHOPS**

*Fran Oblander  
Workshops  
Gaye Paquet  
Programs*



*The* **SASSY  
SUNFLOWER™**

**Saturday, October 7, 2023**

**Sassy Sunflower Designer & Owner—Julie Dobson**



Julie is the creator of the wonderful half-pack concept and designer of the patterns that come with each half-pack. She will share her quilting journey and her designs.

Check out her patterns and half-packs at

<https://sassysunflowerquilts.com>



**Saturday, October 7, 2023**

**Sassy Sunflower Designer & Owner—Julie Dobson**

Grab a half-pack from your stash or select from Julie's collection. We will be doing Square Affair and can finish during the afternoon.

Water and snacks will be provided. Lunch is bring your own.

Workshop fee: \$30 (make checks payable to Maye River Quilter)


Bring to a meeting or mail to Fran Oblander, 27 Heathrow Ave, Bluffton 29910 or pay via Paypal to Maye River Quilters.





## PROGRAMS & WORKSHOPS

Fran Oblander  
Workshops  
Gaye Paquet  
Programs



### Saturday, November 4, 2023 Pat Wys, Quilt Teacher, Designer and Maye River Quilters Member



Our very own Pat Wys will present a variety of quilts showcasing applique. Her lecture will impart extensive knowledge on the “Art of the Needle” and the key techniques associated with beautiful applique. For all of you who have been expressing a strong interest in applique, this program is for you! And you get the Daily Double because there will be a workshop the next day.



### Sunday, November 5, 2023 Pat Wys—The Art of the Needle with Machine Applique Techniques

Come and spend a day with Pat and we will unlock the not so difficult techniques that being applique to the head of the class. This workshop will be a day of learning how to create machine applique with ease, speed, accuracy...and MAGICAL results. Your friends will think you have spend months hand sewing beautiful motifs. By days end you will know how to take this technique, go forward, open up worlds of possibilities for adding that artistic touch of applique to ANYTHING! This class is a technique and practice driven. You are not going to leave our class with another UFO. Pat will bring a large variety of motifs, drawings and designs to trace/copy and take home to applique. We will discuss and practice techniques and get fired up and ready to create AFTER we learn the process!

A short supply list will be provided at registration. We spend the day in APPLIQUE SCHOOL. Use the supply list and gather some scraps of fabric... *if you have some*, and head down the road to creativity. Pat will bring a bag of scraps for you to use as we practice. Do not buy fabric... we have it covered.

Water and snacks will be provided. Lunch is “bring” your own.

Workshop Fee: \$30 (make checks payable to Maye River Quilters)

Bring to a meeting or mail to Fran Oblander, 27 Heathrow Ave, Bluffton 29910, or pay via Paypal to Maye River Quilters.

## **PROGRAMS & WORKSHOPS**

*Fran Oblander  
Workshops  
Gaye Paquet  
Programs*



### **Saturday, December 2, 2023 Annual Christmas Party**

Come for the pot luck lunch and treats and stay for the basket raffle!

We will have a pincushion gift exchange! Details are on attachment to this newsletter and the website.

There will also be a stocking display and voting for viewer's choice and prizes will be involved.



### **Planning for 2024**

The Program and Workshop Committees are continuing to finetune plans for the second half of the year. Already on the schedule is a ruler and notion demonstration. Anniversary celebration and an ice cream social. Workshops will include making portable design boards, paper-pieced pickle dish quilt, and at least one sewing afternoon.

We are also asking you to let us know if you have a willingness to share your knowledge through a program or workshop for our members. If you have a referral for someone local who has something cool to share with our guild that would also be helpful. Just contact Fran with your ideas!

## FROM THE PRESIDENT'S DESK

*Kellie Coombs  
President*



What a fabulous meeting we had! I was fascinated by our program on becoming a print designer. Watching the process unfold as we accomplished the post-it-note exercise was mind blowing. Thank you to Gaye for such a fabulous program.

This week I've been packing up my sewing room for our move. Every piece of fabric I've touched and folded has brought me joy. (Even my 'ugly fat quarters'). As I move into a new home, I'm excited to plan out my new sewing room, just as we are all excited to get started on the next quilt. I will be taking many memories with me from my time in the Low Country. Many of them revolve around our kind and educational guild. My deepest thanks to you each for always teaching me something every month to make me a better quilter and a better person.

Affectionately,  
*Kellie*

*Editors note: Lisette Niemond was actually brought to us by Karen Park-Bigelow. Thank you, Karen!*

WEEKEND FORECAST:  
SEWING WITH NO  
CHANCE OF CLEANING.

## MEMBERSHIP

Linda Farineau  
Chair



## GUILD FRIENDS

Cindy Tracy  
Chair



**Total Paid Members: 105**

**June Meeting: 65 members—1 new member**

**July Meeting: 49 members; 1 guest**



### Membership News You Can Use!

You should all have received when you joined our guild, a piece of blue fabric with the Maye River Quilt Guild emblem and your name beautifully embroidered on it. (If you did NOT get an embroidered name tag, please be sure to see me at the Membership table). Some of you have already made and faithfully wear your nametag each month. Others – myself included – put my blue fabric in the “To Do” pile and wear a name tag that I made for another organization each month. Some of us get and wear paper label name-tags each meeting. As the guild grows it is hard to know and remember everyone’s name. Wearing your name tag is a way make new friends and help remember the names of those we already know, but perhaps only see once a month.

I am extending a special challenge to our membership old and new! Let’s MAKE and WEAR our Maye River Quilt Guild name tags! This is your opportunity to be as creative or as simple as you want to be in making / assembling your name tag. It can be as large or as small as you want to make it. You can hang it from a lanyard or pin it to your clothing. You can make beaded, braided or string straps for it. You can add other fabric to the blue, put buttons, bows, or feathers on it. You get the idea.

For those of you who have already made your nametags, BRAVO!! You are a step ahead of the rest of us! Let’s make an extra effort to put our nametags into a favorite bag that we can designate our Maye River Quilt Guild bag and wear them each month at our meetings.

For the months of August and September, if you wear your completed nametag to the meetings, you will get one piece of paper / chance to enter your name in a drawing to take place at the September meeting. There will be prizes for the names drawn. Let’s get those nametags out of the “To Do” pile into TADAH finished status!



I would like to share a refresher for those of you who have been members a long time and information for those who are new members. One of the goals of our Guild is to not only promote the art of quilting, but to cultivate new friendships among quilters. This is one of the joys and responsibilities for each member of Maye River Quilt Guild.

The role of Guild Friends is to help new members or visitors feel welcome at our meetings. I will be asking members to introduce yourself to a visitor or new member and find out what their quilting interests are and then introduce them during the meeting. Part of welcoming visitors / new members is to show them around to the various tables set up each meeting and sitting with them during the meeting. Whenever possible, please introduce them to others you know at the meeting and those you may be aware of who share their passion - ie scrap quilts, art quilts, applique etc.

When you check in each month at the Membership table, please let me know if you are available, (no other responsibilities during the meeting), that month to help with this important role.  
Thanks for your help!



## MEMBERSHIP

Linda Farineau  
Chair

## CHARITABLE INTEREST

Kathy Coates  
Chair



## Membership Cards

We have 2023 - 2024 Maye River Quilt Guild membership cards at our membership table each month. In years past, membership cards were written out and many left unclaimed and tossed into the recycle bucket at the end of the guild year. This year, we are giving out membership cards upon request to avoid wasting the cards themselves and the time to fill them out. Please stop by the membership table to get yours.

Thank you.



We are ready to roll! At the August meeting I will have packets made up. Each packet will have the fabric, elastic and ribbon included to make 3 pouches. I presently have 40 packets to be signed out and will have 40 more for the September meeting. Veterans' Day is Saturday, November 11 this year. So my plan is to have the project completed by our November 4 meeting which will give me time to take the pouches up to the Veterans' home.

Directions—fabric is cut 8' x 10-1/2". Finished size is 7" x 9". You can pink, zigzag your seams and I believe there is enough to do a narrow French seam if you want. Up to you. You will turn in the upper opening to either make a casing for the elastic or stretch and sew the elastic on the inside of the pouch. Again, up to you. Lastly, make sur the ribbon is securely fastened. Elastic is 10 inches long and the ribbon is 36 inches long,

I have plenty of fabric but will gladly take more. Only patriotic fabric. Also, donations of 1/4" elastic and/or red or navy grosgrain ribbon would be appreciated.

If you have any questions or concerns, please call Kathy Coates at 843-757-6284.

**ADDENDUM** - Since the article was submitted Kathy has reported: We had a few generous donations of patriotic fabric. Before I got it I did buy 4 yards on sale (50% off) 4th of July weekend. I also bought 200 yards of grosgrain ribbon. I do not think we need elastic as I also got a few donations of that. I have packets made up with cut fabric, ribbon and elastic to sign out at the August meeting and will have more for the September meeting. The plan is to have everything turned in by our November meeting in order to get them to the Veterans home on November 11.



## BIRTHDAYS



- |                   |                      |
|-------------------|----------------------|
| 2—Suzanne McClure | 2—Bonnie Ridgely     |
| 3—Ann Holden      | 6—Denise Nierstedt   |
| 7—Liz Penke       | 15—Annette Ostrander |
| 18—Jean LeBlanc   | 28—Cindy Tracy       |
| 28—Bonnie Shelton | 30—Barbara Millsap   |
|                   | 31—Pat Cohen         |



## CHALLENGE QUILT

*Cathy Dale  
Chair*

## WELCOME TO MY GARDEN 2024 Challenge Quilt

See Newsletter Attachment for more information



## FREE TABLE



If you have gently used items and want to clean out your sewing room, you can bring your quilt-related items for the Free Table. Once on the table, anyone can help themselves. Anything left on the table after the meeting **MUST** be taken back home with you or it will be thrown out.

There will be **NO** Free Table at the September meeting.

**MRQ  
BEE KEEPER**

*Judy Hertel*



**Bee Groups ... Mini Groups**

Joyce Haskins is looking to start a needle turn applique group. Please reach out to Joyce, Pat Wys or Judy Hertel if you would like to join or learn more about this new group.



**HOSPITALITY**

*Karla Ward  
Chair*

**DID SOMEONE SAY SNACKS???**

We will be serving refreshments at the September 9 garage sale meeting. Please stop by our table to enjoy one of our treats while you shop. Thanks!



**FIRST  
RESPONDERS**

*Cynthia Cassidy  
Chair*

Cynthia is in need of volunteers to help with table and chair set-up and takedown for the August meeting.

Please contact Cynthia at 614-397-9004.



## FUND RAISING

Jane Warren  
Chair




The Fundraising Committee has been busy devising fun activities for Membership to participate in, which will help fund our programs and workshops.

Birthday Bundles—always popular—will continue for the 2023 – 2024 guild year, and we invite everyone to participate.

Plans are in the works for the next Raffle Quilt. Karen Park-Bigelow will spearhead this project. We are hoping for maximum participation from all Guild members. More information will be available at the next few guild meetings.

Saturday, September 9, 2023 we are having a Garage Sale! It is time to clean out your closet and make room for more fabric. Tables are available for rent from Fundraising for \$10.00 each, or \$5 for a half table. You must reserve and pay for your table ahead of the meeting. You may only sell quilting-related items, such as fabric, notions, rulers, patterns, kits, quilts, or items you have made. Yes, you may sell sewing machines but remember this is a yard sale so they should be yard-sale priced if you expect to sell. Sign-ups and more specific details will be available at the next Guild meeting. Remember, one woman's trash is another woman's treasure!



**GUILD MEETING  
MINUTES  
JULY 8, 2023**

*Liz Penke  
Secretary*



General Membership Minutes  
July 8, 2023

The meeting was called to order by President Kellie Coombs at 10:00 at Palmetto Electric.

There were 49 members present, 2 guests, and Lisette Niemond, today's speaker and her mother-in-law.

It was announced that membership cards would only be provided if requested. Guild friends introduced the guests.

Kellie reported the minutes of the April meeting were printed in the newsletter. Suzanne McClure moved to accept as published. Martha Greenly seconded. The motion passed.

The treasurer's report will be filed for audit. Kellie announced the proposed budget was printed in the newsletter. Debi Bacon moved and Fran Oblander seconded that the proposed budget be passed as printed in the newsletter. The motion passed unanimously,

**Committee Reports:**

**First Responders:** Cynthia Cassidy will be away in August. April Boyd will oversee set up.

**Hospitality:** Karla Ward reported the Facebook survey was 50-50 so the committee will provide coffee and snack 2X a year. Also planned for the year will be the Christmas brunch in December and the ice cream social in June.

**Charitable interest:** Kathy Coates reported the Veterans Home has no need for placemats or clothing protectors. They do have a need for something to hold cell phones and glasses. We will be making pouches sized 7" x 9" with a 36" ribbon for the hanging cord and 10" elastic for partial closure. We will distribute for Veterans Day. Deadline for completion is the October meeting. All donations of patriotic fabric will be accepted. Guidelines will be in the newsletter.

**Fund raising:** Remember bid on the Birthday Bundles.

**Retreat:** Need a chairperson. No volunteers.

**Newsletter:** The articles for the newsletter are due on July 17.

**Mini group program:** Judy Hertel reported no change.

**Raffle quilt:** Karen Park-Bigelow stated a pattern has been chosen and instructions can be picked up. Our goal is 100 blocks sized 6 1/2" x 10 1/2". Blue Heron Quilt Shop will donate fabric for sashing and border. Possible sit and sew was suggested.

**Programs and workshop:**

August: Augusta Cole: Curved Log cabin with workshop to follow.

September: Garage sale being held at the Church Of The Palms.

October: Julie Dobson with Sassy Sunflowers with a workshop in the afternoon.

November: Pat Wys: appliqué; Workshop: Machine appliqué at the Haven

December: Christmas Brunch, Christmas stocking contest, pin cushion exchange, quilt bingo.

**Challenge Quilt:** Cathy Dale announced an overview and the guidelines will be in the newsletter.



**GUILD MEETING  
MINUTES  
JULY 8, 2023**

*Continued*

Show and Tell: Members displayed completed projects.  
Program: Lisette Niemand: Biophilic designer utilizing nature in her designs.  
Birthday Bundle winners were announced.  
The meeting adjourned at 11:40 am.



**WHAT ARE  
WE?**

**WE'RE  
QUILTERS!**



**WHAT DO WE  
WANT?**

**ALL THE  
FABRIC!**



**WHAT ARE  
WE MAKING  
WITH IT?**

**WE DON'T  
KNOW YET!**



**MRQ 2023  
MEETING DATES**

**Our meetings throughout 2023 will be held at  
the Palmetto Electric Coop, 1 Cooperative Way, Hardeeville**

**Social: 9:30am**

**Meeting: 10:00 (unless otherwise posted)**

**2023**

August 5	Sept 9*	
Oct 7	Nov 4	Dec 2

- \* Indicates meeting on SECOND Saturday
- **NOTE:** The Sept 9 meeting will be held at  
Church of the Palms  
1425 Okatie Hwy, Okatie SC



**MRQ 2023-2024**

	<b>President</b> Kellie Coombs kel- liecoombs@yahoo.com 626-319-1632		<b>Vice President</b> Judy Hertel qwiltygirl19@gmail.com 916-716-3026
	<b>Secretary</b> Liz Penke lizpenke@yahoo.com 843-987-0557		<b>Treasurer</b> Suzanne McClure suzmcclure@verizon.net 301-367-2021
	<b>Member at Large</b> Kris Ducharme kewilson1948@aol.com 239-370-7307		<b>Past President</b> Cynthia Cassidy Cynytripleqiults @gmail.com 614-397-9004

## NEWSLETTER

Gaye Paquet

Newsletter Editor

Email:

sewcrazy723

@gmail.com

Phone: 912-644-9907

## AUGUST HOLIDAYS

- 1—International Joke Day
- 2—UFO Day
- 3—Disobedience Day
- 4—4th of July
- 5—Workaholics' Day
- 6—International Kissing Day
- 7—National Macaroni Day
- 8—Math 2.0 Day
- 9—National Sugar Cookie Day
- 10—Pina Colada or Smoothie Day
- 11—Free Slurpee Day
- 12—International Picnic Day
- 13—Embrace your Geekiness Day
- 14—National Mac & Cheese Day
- 15—Give Something Away Day
- 16—Fresh Spinach Day
- 17—World Emoji Day
- 18—National Caviar Day
- 19—National Raspberry Cake Day
- 20—Moon Day
- 21—National Junk Food Day
- 22—Hammock Day
- 23—Vanilla Ice Cream Day
- 24—National Drive-Through Day
- 25—National Merry-Go-Round Day
- 26—All or Nothing Day
- 27—Take your Pants for a Walk Day
- 28—National Milk Chocolate Day
- 29—National Lipstick Day
- 30—Father-in-Law Day
- 31—National Mutt Day

# What's Your Sewing Status?



Interested: Wish I was stitchin'



In a relationship: I am stitching right now!



Single: Looking for a project



Going steady: Just finished a project!



Will I ever sew again: I've lost my sew mojo!



Un-sewing: I don't want to talk about it

[www.LazyGirlDesigns.com](http://www.LazyGirlDesigns.com)

*Lazy Girl*  
DESIGNS

I was the smartest person in the room. Then again, it was my sewing room and I was the only one in there.



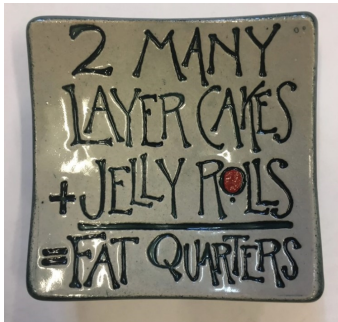
© AUNTY ACID 2013

aunty acid



## JULIE'S JOTTINGS

Julie Hiscox



## Starch and Spray Tools

I have started starching my quilt fabrics before cutting and sewing. I find it gives me better accuracy when sewing and I need all the help I can get. I recently found a couple of new tools to use for starching and spraying my fabrics.

Diana Mann of Murgaboo Quilts told us about Magic Premium Quilting and Crafting Spray in one of her classes. I decided to give it a try because I've been using Niagara Spray and it leaves a residue. Best Press isn't a starch so it doesn't have the same effect.

I'm just going to call it Magic for short, because I don't want to keep typing the full name every time but it really is magic. It is fragrance free and I have yet to notice any flakes when I use it, even if I apply it twice. It gives really nice body to the fabric and minimizes stretching

when sewing. I also don't notice a buildup on the iron surface when I use this. It comes in the size pictured and in gallon bottles so you can refill your spray bottle and save some money. Amazon carries this at \$28 for 3 16-oz. bottles or \$38 for a gallon refill. Missouri Quilt Co. has the gallon bottle for \$33.

Which brings me to the second tool. No matter what product I use that has a spray nozzle, the spray is always uneven and I get big and small drops unevenly applied to the surface of my fabric. When I heard about the continuous mist bottle, I quickly picked one on Amazon. The one pictured is by Flairosol. This spray bottle pressurized the spray and released a long spray of fine mist. You can use this spray bottle for almost any product but it works great for starch. I no longer have big dots of starch on my fabric mixed with areas of almost no starch. Instead I have a consistent fine coverage which I can reapply as desired.

I also got this mister on Amazon for about \$15. There are cheaper versions; I simply chose this one because it was marked Amazon's Choice.





**MRQ**  
**MARKETPLACE**



*From Joan Darr ~*

A number of people have asked me about the recently held fabric sale at God's Goods, the thrift store of the Church of the Church, Bluffton. A number of people from MRQ generously donated fabric, trims, etc. and a sewing machine. The sale was a great success. All sales from God's Goods are donated to missions around the world. They have now established a fabric department dedicated to this project and plan more sales in the future. So, you now have another place to shop and/or donate any fabric, etc. in the future. As a member of both the Church and the guild, thank you for all your generous donations.

*From Sylvia Cameron ~*

*Rulers for sale:*

*Block Lock 6.5" ruler - \$15.00*

*Clearly Perfect Slotted Trimmer (New in package) - \$30.00*

*June Taylor's Shape Cut (2 of them) used - \$8.00 each*

*June Taylor's Quarter Cut used - \$15.00*

*If interested please call Sylvia at 834-705-7853 or email [sacquilts@gmail.com](mailto:sacquilts@gmail.com)*

I see people my age out there climbing mountains and zip lining and here I am feeling good about myself because I got my leg through my underwear without losing my balance.

An advertisement for Pineapple Fabrics. It features a central illustration of a green sewing machine. Above the machine, the text reads "It's a proven fact...". Below the machine, the text reads "You cannot be sad when holding fabrics and thread". The background is white with teal dots scattered in the corners. At the bottom, there is a logo for "PINEAPPLE FABRICS" and the website "PINEAPPLEFABRICS.COM".

**QUILT SHOWS  
AND  
EVENTS  
CALENDAR**



**MAJOR QUILT SHOWS  
AUGUST 2023**

Stitch Fest	Lancaster PA	Aug 2–5
Bayberry Quilters 40th Annual Show	Harwich MA	Aug 2 –4
Sagebrush Quilters Quilt Show	Ely NV	Aug 4–6
Quilts by the Sea	Newport OR	Aug 4–5
How the West was Warmed Quilt show	Battle Mtn NV	Aug 4–6
Clamshell Quilt Show	New London CT	Aug 4–6
Eureka MT Quilt Show	Eureka MT	Aug 5
Four County Quilters Quilt Show	Mt Airy MD	Aug 5–6
Quilt, Craft & Sew	Roseville CA	Aug 10–12
Pieceful Quilting on the Bluff Show	Plattsburgh NY	Aug 12–13
Original Sewing & Quilt Expo	Irving TX	Aug 17–19
Garden Isle Quilt Show	Kauai HI	Aug 18–20
Delta Quilters Guild Quilt	Brentwood CA	Aug 19–20
Siouxland Samplers Quilt Guild Show	South Sioux City NE	Aug 19–20
River Bend Quilters Quilt Show	Mishawaka IN	Aug 24–26
Gems of the Prairie Quilt Show	Peoria IL	Aug 26–27
Quilt, Craft & Sew	Scottsdale AZ	Aug 31–Sep 2