

MAYE RIVER QUILTERS PROGRAMS & WORKSHOPS

Lill Helming &
Karen Park-Bigelow
Programs &
Workshops

Continued on Page 2



April 1 Palmetto Electric Coop



Social—9:30am
Meeting—10am
Program to follow
Please join in!

**NOTE: The next meeting
is MAY 13, the 2nd
Saturday!!!**

Saturday, April 1, 2023 Guild Meeting Speaker—Joyce Hughes



Joyce is an Award Winning self-taught quilter, fiber artist and author. Her first quilt was a tee-shirt quilt, which she enjoyed making, but felt limited in the ability to express her artistic capabilities. Within several months she began to design pictorial landscape quilts using raw edge applique, thread painting, and a variety of embellishments. Never knowing the “rules” she broke a lot of them, but with exciting results!



**MAYE RIVER
QUILTERS
PROGRAMS &
WORKSHOPS**

*Lill Helming &
Karen Park-Bigelow
Programs &
Workshops*

Sunday, April 2, 2023

Joyce Hughes Workshop—Dimensional Thread Painting



Learn Dimensional Thread Painting, a fun and creative technique. In this workshop, you will start with this Beautiful Daisy Panel to Create a piece of Art! Explore thread selection, setting up your machine for stitching techniques with free motion quilting, zig zag and straight stitching, bobbin work and crystals. You will leave the Workshop with a full knowledge of Dimensional Thread Painting and have created a One-of-A-Kind piece of Art!

Check the supply list to ensure you have all the requirements needed for class. Irons and cutting stations will be provided.

Water and snacks will be provided. Lunch is bring your own.

Workshop Fee: \$30 (make checks payable to Maye River Quilters and mail to Lill Helming, 22 Devant Dr West, Bluffton 29909 or by Paypal to Maye River Quilters)

Required daisy panel: (provided at class) \$15

Optional thread kit: \$40



Saturday, May 13, 2023

Program

**Installation of New Officers
Challenge Quilt Show
and presentation of Challenge Awards!**

See Pages 4 and 12 for more info
Entry form on Page 22



**MAYE RIVER
QUILTERS
PROGRAMS &
WORKSHOPS**

*Lill Helming &
Karen Park-Bigelow
Programs &
Workshops*



**Saturday, June 3, 2023
Program—A Special Surprise!**



**Sunday, June 4, 2023
The Pizza Girls' Workshop—Jack's Chain**



This was Cindy's pandemic quilt. Yes, you can make one, too. You will need to do some prep work before class. Each quilter will need to make some 9-patches before class.

Check the supply list to ensure you have all the requirements needed for class. Irons and cutting stations will be provided.

Water and snacks will be provided. Lunch is bring your own.

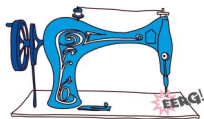
Workshop Fee: \$30 (make checks payable to Maye River Quilters and mail to Lill Helming, 22 Devant Dr West, Bluffton 29909 or by Paypal to Maye River Quilters)

Templates and pattern : (provided at class) \$29.95

PROGRAMS & WORKSHOPS

*Lill Helming &
Karen Park-Bigelow
Programs &
Workshops*

CHANGE THE NEEDLE
CHANGE THE THREAD
ADJUST THE TENSION



AND TRY AGAIN!
(Take a Deep Breath)

Sewing Parts Online

We enjoyed a wonderful program last month with Beth Helfter, who shared her quilts, and her special Oompah Accordion-Sewn Half Square Triangles technique in a fun workshop that afternoon.

No foolin', at the April 1 meeting Joyce Hughes will visit with her Dimensional Thread Painting program and workshop. This is a great opportunity to try something new! The registration form and supply list are on the last pages of this newsletter or on the MRQ website.

How is your Challenge Quilt coming long? We'll have Challenge forms to you to pick up at the April meeting. They may help you target the categories you want to be considered for as you bring your challenge quilt over the finish line for display in May. Please note that May's program will showcase the Reveal—Show 'n' Tall—Display of our Challenge Quilts. We have some surprise guest judges and wonderful prizes.

About that 9-Patch Teaser...the Pizza Girls are coming in June and they will be offering a workshop featuring Jack's Chain. The Pizza Girls have given us instruction with yardage requirements for THREE different projects: a small quilt measuring 39" x 44"; a bed/table runner measuring 25" x 82"; and, a larger quilt measuring 70" x 76" before borders. Do you want a scrappy quilt with a dark background or a light background? This is an easy project to try, without a major commitment to size or buying fabrics.



All members contact information can be found on the guild website,
www.mayeriverquilters.com

If you require assistance logging in to the guild member section of the website, please contact Brenda Lucas, btlucas11@gmail.com

**FROM THE
PRESIDENT'S DESK**

*Cynthia Cassidy
President*



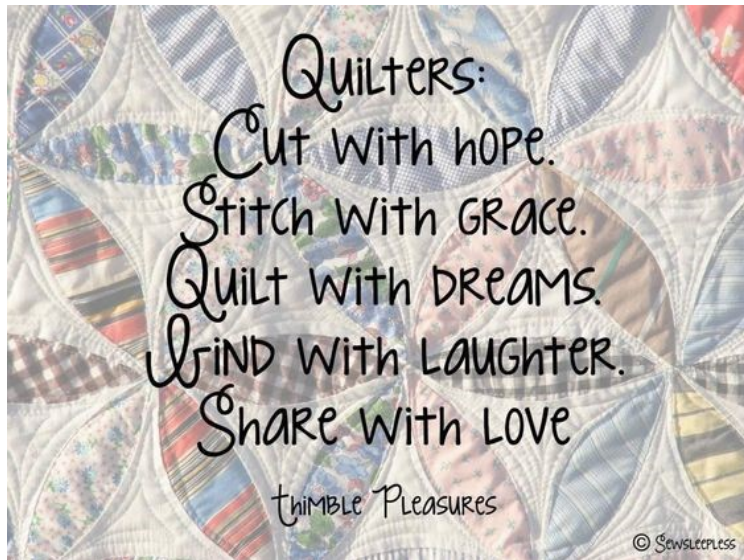
Gosh, I never seem to have enough time in my day to get everything done! Between quilting my own projects, longarming, planning a wedding, finishing up our kitchen, house guests, working out, and possibly cooking a meal now and then...so busy!

The last "task" my board does is select a charitable interest for the incoming guild year. If you have any suggestions for a charitable interest that would love our quilting skills - please bring these ideas to the next meeting. Please have a description of what is required, the purpose of the charity and a contact name. if you cannot make the meeting, please email information to mayeriverquilters@gmail.com

Also, a clipboard will be passed around at the meeting with sign-ups for those interested in being on a committee for the next board year. Some committees are only needed on a limited basis, but are equally important. So, please consider volunteering your time and ideas to the guild!

Please go to <https://mayeriverquilters.com/guild-documents> and click on the "Committee and Officers Description" for a full view of each job.

Keep on quilting!



**SLATE OF OFFICERS
FOR 2023-2024**

*Nominating Committee
Diane Kretkowski, Chair*



**SLATE OF OFFICERS FOR 2023-2024
ELECTION: APRIL 1, 2023**

PRESIDENT: Kellie Coombs **VICE PRESIDENT: Judy Hertel**
SECRETARY: Liz Penke **TREASURER: Suzanne McClure**
MEMBER-AT-LARGE: Kris Ducharme
PAST PRESIDENT: Cynthia Cassidy
(No vote needed for Past President)



**MEMBERSHIP
AND DUES**

Joan Darr



DUES REMINDER

Dues for the MRQ year June 1, 2023—May 31, 2024
are payable now thru May 31, 2023.

Please complete membership form and send to Joan Darr
49 Groveview Dr, Bluffton 29910

Please go to the MRQ website and fill in your payment
information to pay by Paypal or pay by cash or check at the
meeting. It is important to fill out the form on the web-
site as it gives us an accurate record of renewals as well as
any change in your information, i.e. phone, email address, etc.
Please remember, if you pay by Paypal, you must have a
Paypal account — you cannot use another credit card. Also,
it takes a few days for it to process, so be sure you do not
wait until the last minute.



**CHARITABLE
INTEREST**

*Sylvia Cameron
Chair*



If you took placemats or “clothing protectors” to finish for the Meals on Wheels project, please bring them to the April 1 meeting.

And, NO, this is not an April Fools joke!!!



**FIRST
RESPONDERS**

*Eileen Keohane
Chair*

Eileen is in need of volunteers to help with table and chair set-up and takedown for the April meeting.

Contact Eileen at 843-987-0557



MEMBERSHIP

*Joan Darr
Chair*

Total Paid Members: 117

February Meeting: 58 members—5 new members

March Meeting: 62 members—3 new members

NEW MEMBERS: Dianne Porter, Kristal Woehlke and

Dayna Weinert

WELCOME TO ALL!!!

SEE NOTICE ABOUT DUES ON PAGE 6



FUNDRAISING

*Debi Bacon
Chair*

BIRTHDAY BUNDLES



March was again a good month for fundraising despite putting the scraps on the free table. We did that because they were not of the highest quality. We will be back to quilt store quality scraps in April, which will be the last time this year we do them.

Happy birthday wishes to Mary Carter, Ellen Turner, Diane Foster, Corrie Melanson, Emily Riepe, Sandy Graves and Sharon Snoddy. Don't forget—there is a prize for the two people whose baskets raised the most money this year.



RAFFLE QUILT

Fran Oblander



Raffle tickets are all out for sale or have been sold! Congratulations to everyone for making this a successful fundraiser. April Boyd will be collecting money and ticket stubs for any outstanding raffle tickets at the April 1 meeting. There are several members who have paid for their raffle tickets but have not returned the stubs. Please remember to bring any ticket stubs and money for outstanding tickets to the April or May meeting. We will finish up the vintage door prizes at the May meeting!



MRQ

BEE KEEPER

Judy Hertel



Four bee groups have started meeting!

We have 2 groups meeting at Savannah Sews in Pooler. Both groups are working on Judy Neimeyer projects. One group meets the 3rd Tuesday of each month and is currently full. The other meets on Thursday once a month and is currently full, to my knowledge.

Scrappy Ladies meets on the 4th Sunday of each month at Blue Heron from 12:30—4:30. This group will support each other working with their fabric stashes and helping organize Brandy's back room. It also is currently full.

A new group begins the 4th Thursday of each month 6:30—9:30 in member's homes. This group is limited by space so will have 8 members. It currently has 6.

GUILD MEETING MINUTES

Suzanne McClure
Secretary

Continued on Page 10



Maye River Quilt Guild General Membership Minutes March 5, 2023

The meeting was called to order by President Cynthia Cassidy at 10:01 at Palmetto Electric.

Cynthia asked Linda Farineau to introduce our guests and new members: Krystal Woehlke was introduced and Diane Porter, a guest at a recent meeting has joined.

Cynthia reported the minutes of the January and February meetings were printed in the newsletters. Debi Bacon moved to accept as published. Julie Hiscox seconded. The motion passed. The Treasurer's report will be filed for audit.

Cynthia reminded everyone to bid on the Birthday bundles. There are 16 to choose from – THAT'S A RECORD!!. The rest of the scrap bag material is now on the free table.

Committee Reports:

First Responders – Eileen Kehoe reported that all is going well.

Hospitality – water in the red cooler in the back.

Charitable Interests - Sylvia Cameron announced of the 57 placemat kits ready to go today 8 are left to be spoken for. We will have plenty of spring placemats to donate to Meals on Wheels. Great job to all!

Fundraising/Retreats - Debi Bacon talked about Epworth changes and looking for a fall retreat location. More info to come.

Newsletter/Website - Cynthia reminded all that the newsletter and the website deadline is the 17th of the month.

Bee Program – Judy Hertel was not present. Check with her and on our website for more info.

Raffle Quilt – Tickets sales are over budget. Ten prizes were drawn from those who have sold 20 tickets or more.

Joan Darr reported that 64 members were present with the guests who joined. Membership dues for next year are \$30 and are due now. Please go online and fill out the registration form so that your contact info will populate correctly. If using PayPal to pay, please put in a memo indicating it is for membership (since class fees are \$30 also).

Cynthia asked Suzanne McClure, Secretary, to read the slate of officers that will be voted on at the next meeting. Nominations from the floor were requested. None were received.

President – Kellie Coombs

Vice President – Judy Hertel

Treasurer – Suzanne McClure

Secretary – Liz Penke

Member At Large – Kris Ducharme

The traditional vs modern block this month is the House Block and was presented by Fran Oblander.

**GUILD MEETING
MINUTES**

*Suzanne McClure
Secretary*

Show and Tell

Break

Karen Park-Bigelow explained the forms to be filled out and turned in at the April meeting for those entering any of the challenges to be voted on in May. Karen then introduced Beth Helfter and the "Oompah Accordion Half Square Triangle" Program. This new technique was explained and many examples of how it can be used were presented throughout the trunk show. A workshop followed the meeting.

Birthday Bundle winners were announced with over \$400 raised.

Cynthia adjourned the meeting at 12:00.

Suzanne McClure
Secretary

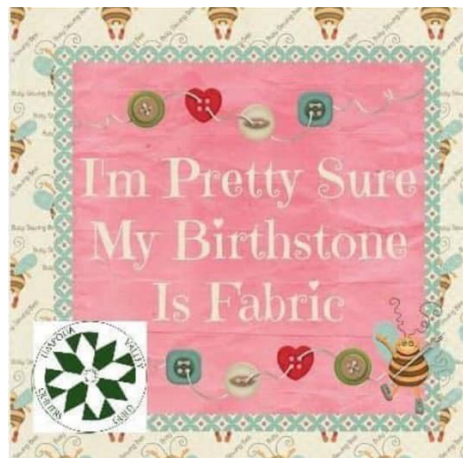


BIRTHDAYS



Happy Birthday to our April gals!

- | | |
|------------------|--------------------|
| 8—Mary Carter | 14—Ellen Turner |
| 14—Diane Foster | 18—Corrie Melanson |
| 19—Emily Riepe | 20—Sandy Graves |
| 30—Sharon Snoddy | |



**MRQ 2023
BLOCK
CHALLENGE**

Continued on Page 13



**The last block has been presented for the Challenge Quilt.
How is yours coming along? Have you started yet?**

Our Block Challenge—to demo traditional blocks with wonky/modern versions—kicked off in June with the 4-patch and 9-patch blocks. Below is the list of blocks and the guidelines for the quilt to be presented in May.

June	Four Patch & Nine Patch	Cynthia Cassidy
July	Bear Paw	Lill Helming
August	Ohio Star	Sylvia Cameron
September	Square in a square	Sue Smith
October	Dresden Block	Linda Farineau
November	Pinwheel	Karla Ward
December	Friendship Star	June Jones
January	Churn Dash	Liz Penke
February	Log Cabin	April Boyd
March	House Block	Fran Oblander



If you are going to enter a quilt in one or more of the challenges, please complete the form on the last page of this newsletter and submit it to Lill Helming at the April Meeting.

**MRQ 2023
BLOCK
CHALLENGE**



QUILT CHALLENGE GUIDELINES:

- Present a finished quilt (quilted and bound) at the May meeting
- Quilt may include one or more of the 11 blocks demonstrated, you can choose the traditional, wonky/modern or both.
- You may include all three challenges in your creation.
 - ◇ Traditional or Wonky block—you may use any or all of the 10 blocks presented.
 - ◇ Border Mania—you may use any of the fancy border ideas presented in September or create a fancy border of your own.
 - ◇ Ugly Fat Quarter—you may use the ugly fat quarter given out by Diane Kretkowski.
- Minimum quilt size is 24" x 36", but may be as large as you wish.
- You may embellish or not, your choice.
- Quilt must be completed and bound for submission in May.
- Labels must be on the back of the quilted items to be judged in May. The label should include your name and the name of the challenge(s) you wish to be judged on. Label can be paper and pinned on. Please write clearly.
- Use your imagination!
- Challenge your creativity!
- Prizes will be awarded for:
 - ◇ Best use of Ugly Fat Quarter
 - ◇ Best use of Monthly Featured Blocks
 - ◇ Best use of a Fancy Border
 - ◇ Most Creative Border
 - ◇ Triple Challenge Award – Best use of FQ, Monthly featured blocks, and border in same quilt
 - ◇ Other Awards as determined by Program and Workshop chairs

Remember: Most important - HAVE FUN!!

If you are going to enter a quilt in one or more of the challenges, please complete the form on the last page of this newsletter and submit it to Lill Helming at the April Meeting.

**MRQ 2023
MEETING DATES**



**Our meetings throughout 2023 will be held at
the Palmetto Electric Coop, 1 Cooperative Way, Hardeeville**

Social: 9:30am

Meeting: 10:00 (unless otherwise posted)

2023

Apr 1	May 13*	June 3	July 8*
August 5	Sept 9*	Oct 7	Nov 4
			Dec 2

* Indicates meeting on SECOND Saturday



**MRQ 2022-2023
OFFICERS &
COMMITTEE
CHAIRMEN**

ELECTED BOARD OF DIRECTORS

President—Cynthia Cassidy Vice President—Gaye Paquet
 Secretary—Suzanne McClure Treasurer—Carol Treanor
 Member-at-large—Diane Kretkowski Past President—Fran Oblander

COMMITTEE CHAIRMEN

Membership—Joan Darr Programs—Karen Park-Bigelow
 Workshops—Lill Helming Retreat—Debi Bacon
 Charitable Int—Sylvia Cameron 1st Responders—Eileen Keohane
 Fundraising—Debi Bacon Education—Becky Robinson
 Website & Facebook—Brenda Lucas Historian—Lynne Mortenson
 Publicity—Vacant Hospitality—Kellie Coombs
 Newsletter—Gaye Paquet Guild Friends—Linda Farineau

FOUNDING MOTHERS

Ann Godwin and Debi Bacon

The Nominees for Officers for 2023-2024 are posted on Page 4. The election will be held at the April 1 meeting. Installation of new officers will be at the May 13 meeting.

NEWSLETTER

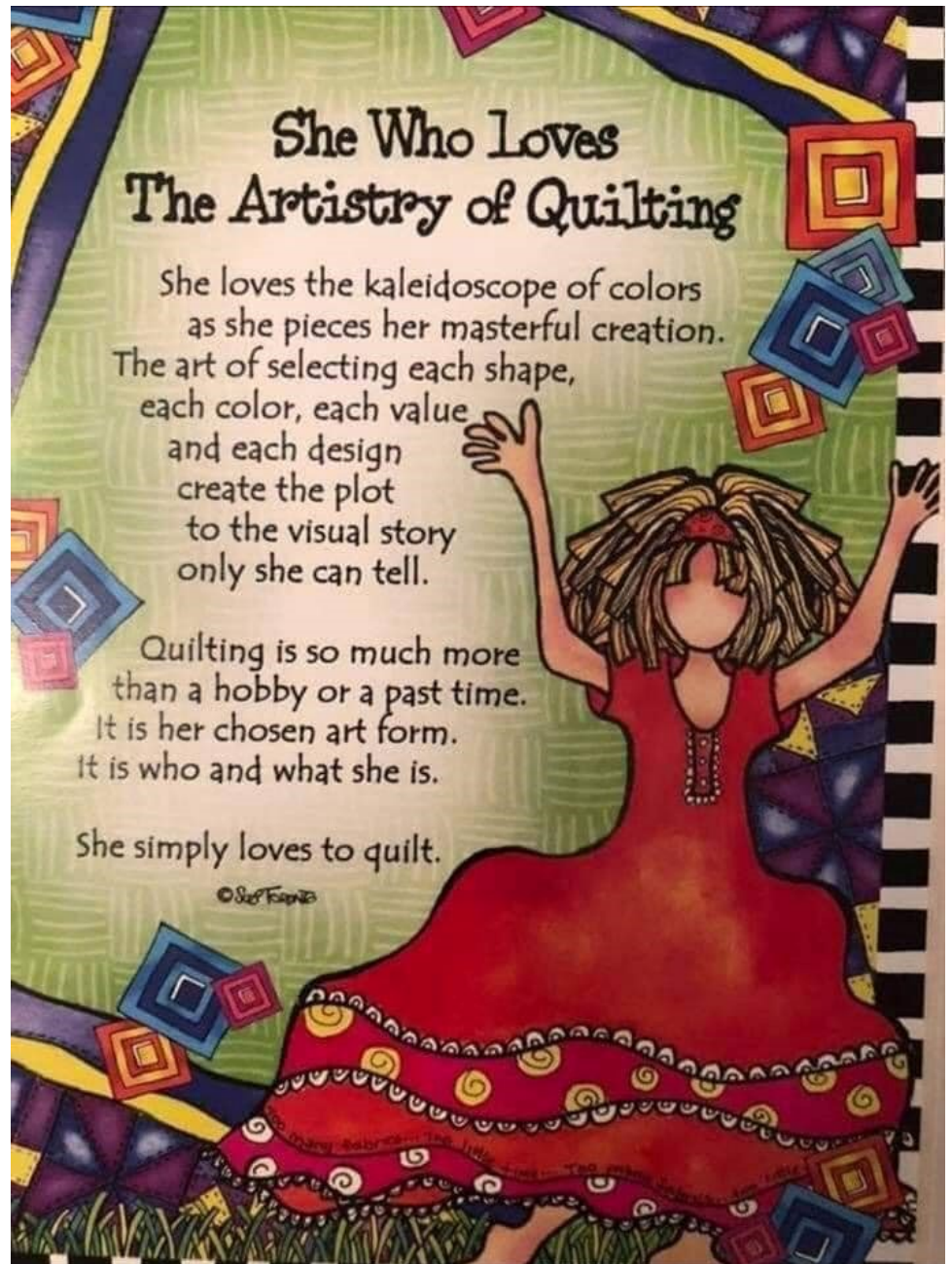
Gaye Paquet
Vice President
Editor

Email:
sewcrazy723
@gmail.com

Phone: 912-644-9907

APRIL HOLIDAYS

1-April Fool's Day
2-National PB&J Day
3-National Find a Rainbow Day
4-National Burrito Day
4-National Walking Day
7-World Health Day
10-National Siblings Day
11-National Pet Day
12-National Grilled Cheese Day
14-Palm Sunday (varies each year)
15-National Tax Day
15-National Laundry Day
16-Wear Pajamas to Work Day
18-National Haiku Poetry Day
20-Husband Appreciation Day
21-Easter(varies each year)
22-Earth Day
22-National Jelly Bean Day
23-National Picnic Day
25-Administrative Professionals Day
26-Arbor Day
26-National Pretzel Day
28-National Superhero Day
30-National Honesty Day
SO FESTIVE.COM



Send all corrections, comments, and articles to be published in the
MRQ Newsletter to:

Gaye Paquet, newsletter editor, sewcrazy723@gmail.com

Deadline for submission of articles or photos is the 17th of each month.

Contents may be reproduced with acknowledgement of source. All submitted articles will be edited for typographical, punctuation and grammatical errors (if I see any). Additional art and photos may be added in order to fill space or enhance the overall look of the newsletter.




AMISH QUILTS

Our most recent fabric donation included some fabric that had the original store wrap on it and someone had written “Amish” on it. I’m not sure why it was written there as I don’t see any information on the store website indicating it is an Amish business but there is a pattern on the site called “Amish Bars”. More about that later.



In the 1870s, the Amish eschewed quilting as being ‘elaborate, luxurious and worldly’ and therefore not appropriate for their traditional way of life. When they first started quilting, their quilts were one solid color, usually brown, blue, rust or black, but the hand quilting done was very intricate and decorative, often including swirling feathers, curves and grids. Note that the Amish would often use a treadle machine for the piecing but the quilting is always done by hand.

Over time, basic piecing and more colors were added. One of the most basic patterns was a series of stripes or bars with one or two borders around them. The large stripes and borders left spaces for the Amish quilters to do their beautiful hand quilting. Below are two variations of Amish bar quilts: the first is a traditional version and the second is the pattern sold by the fabric store. The more ‘modern’ version is similar to the traditional but adds a second border around the bars.



Amish traditions of economy are displayed in their quilts. The scrap quilts they made were pieced from fabrics collected from people in the Amish community. It was said that if a young woman collected 999 scraps from the community and collected the 1,000th scrap from her true love, their marriage would flourish. A common pattern, the Postage Stamp Quilt, can have over 7,000 squares. Another favorite pattern was the star pattern, also pieced from collected fabrics.

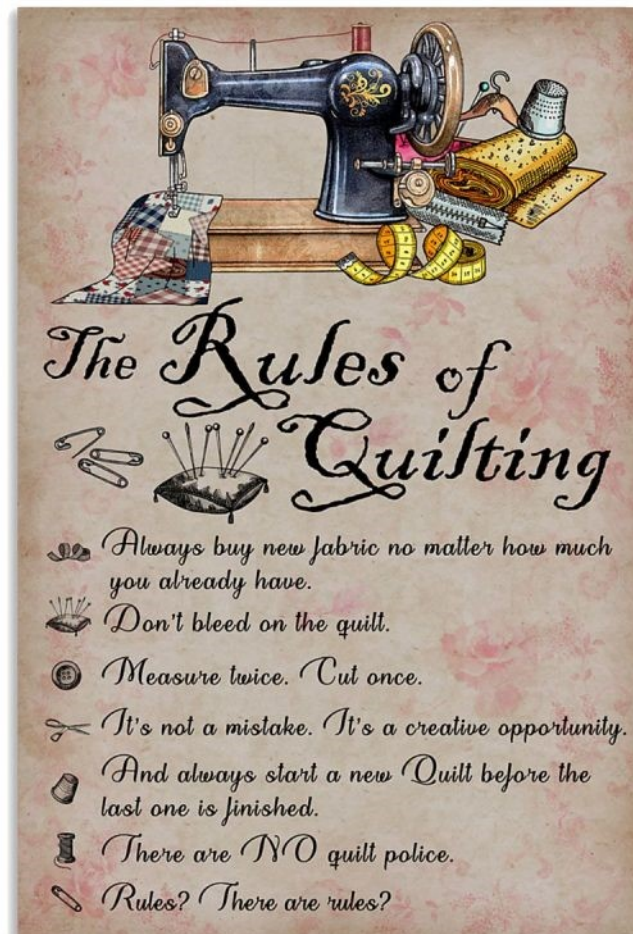
**JULIE'S
JOTTINGS**


Julie Hiscox

Continued



Amish women used quilting as a time to enjoy the company of other quilters in the community, building and strengthening among the members.





FOR SALE



32-inch Circular Solid
Cherry Quilting Frame
Wonderful for hand quilting.
It tilts and swivels.
In excellent condition.

Brand new: \$395
Selling now for \$150.00

Contact Diane Foster at
dfcotuit@aol.com
843-707-7691 or
846-295-2301

Rolling Sewing
Machine Travel
Case

Asking \$35.00

Contact April
Boyd

843-252-4996



*If you have something to sell or give away
or if you are looking for something to buy,
please send your information with a picture to
Gaye Paquet, sewcrazy723@gmail.com*

Members are seeing results with their postings!

QUILT SHOWS
AND
EVENTS
CALENDAR

 **QuiltWEEK** SHOWS

PADUCAH, KY

APRIL 26-29, 2023

SCHROEDER EXPO CENTER

415 PARK ST

GRAND RAPIDS, MI

SEPTEMBER 13-16, 2023

DEVOS PLACE CONVENTION CENTER

303 MONROE AVE NW



James H. Woodside Conference Center at the Greenville Convention Center

1 Exposition Drive, Greenville, SC 29607

(The Conference Center is located off Eisenhower Drive.)



April 28th 10 am – 5 pm
& April 29th 10 am – 4 pm

NATIONAL GUARD ARMORY

1 Cavalry Lane • Beaufort SC

Admission \$8 • Children under 12 free



Featuring vendors, 100+ quilts, silent auction, demonstrations, items for sale, and door prizes.
Drawing for "Stars over the Lowcountry" Quilt April 29th at 3 pm.
(Need not be present to win)



**QUILT SHOWS
AND
EVENTS
CALENDAR**



**39th
Annual
Asheville
Quilt Show**

Thursday, September 28, 2023 9 - 5
Friday, September 29, 2023 9 - 5
Saturday, September 30, 2023 9 - 4:30

Sponsored by

ASHEVILLE QUILT GUILD

WNC Ag Center, Davis Event Center
765 Boylston Hwy
Fletcher NC 28732
Handicap Accessible
Free Parking

For more information contact
QuiltShow.Chair@AshevilleQuiltGuild.org
www.AshevilleQuiltGuild.org/quilt_show
www.facebook.com/AshevilleQuiltShow

Admission \$10
Students (13-18) \$5
Children 12 and under
are free

*What Goes Around Comes Around - 2023 Opportunity Quilt - made by The Piecemakers Bee
Pattern designed by Lynn Goldsworthy from Lily's Quilts Wheel of Mystery*

QUILT SHOWS
AND
EVENTS
CALENDAR

MAJOR QUILT SHOWS

APRIL 2023



<u>Lancaster Quilt Show</u>	Lancaster, PA	Mar 29 – Apr 1
<u>Three Rivers Quilt Show</u>	Washington, PA	Mar 30 – Apr 1
<u>Southern Colorado Quilt Show</u>	Pueblo, CO	Mar 30 – Apr 8
<u>Cabin Branch Quilters Quilt</u>	Woodbridge, VA	Mar 31 – Apr 1
<u>Upper Cumberland Quilt Festival</u>	Algood, TN	Mar 31 – Apr 1
<u>Mukwonago Quilt Show</u>	Mukwonago, WI	Apr 1 – Apr 2
<u>Stitch Fest</u>	Loveland, CO	Apr 11 – Apr 15
<u>Original Sewing & Quilt Expo</u>	Akron, OH	Apr 13 – Apr 15
<u>Every Quilt Tells a Story</u>	Seneca, SC	Apr 14 – Apr 15
<u>Decatur Quilt Fest</u>	Decatur, IL	Apr 14 – Apr 15
<u>Best of Valley Quilt Show</u>	Lindsay, CA	Apr 14 – Apr 15
<u>Broward Quilt Expo</u>	Miramar, FL	Apr 15 – Apr 16
<u>Quilt, Craft & Sew</u>	Portland, OR	Apr 20 – Apr 22
<u>QuiltFest Greenville</u>	Greenville, SC	Apr 20 – Apr 22
<u>New England Quilt Expo</u>	Manchester, NH	Apr 20 – Apr 22
<u>Quilts by the Lake Quilt Show</u>	Floral, AL	Apr 21 – Apr 22
<u>The Art of Quilting Quilt Show</u>	Rickreall, OR	Apr 21 – Apr 22
<u>Fabric of the Forest Quilt Show</u>	Forks, WA	Apr 21 – Apr 23
<u>Q.U.I.L.T. Guild of NWA Show</u>	Bentonville, AR	Apr 21 – Apr 22
<u>Celebration of Quilts</u>	Gaithersburg, MD	Apr 21 – Apr 23
<u>Hands Across the Valley Quilt</u>	Amherst, MA	Apr 22 – Apr 23
<u>Baltimore Heritage Quilt Expo</u>	Timonium, MD	Apr 22 – Apr 23
<u>AQS Quilt Week</u>	Paducah, KY	Apr 26 – Apr 29
<u>Sunshine on the Water</u>	Gun Barrel City, TX	Apr 28 – Apr 29
<u>Flowers in the Valley Quilt Show</u>	Ellensburg, WA	Apr 28 – Apr 29
<u>Southern Comforts Quilt Show</u>	Beaufort, SC	Apr 28 – Apr 29
<u>Ladies of the Lake Quilt Show</u>	Longview, WA	Apr 28 – Apr 29
<u>Hannah Dustin Quilt Guild Show</u>	Hudson, NH	Apr 28 – Apr 29
<u>Seams Like Home Quilt Show</u>	Roseburg, OR	Apr 28 – Apr 30
<u>Quilted Illusions Quilt Show</u>	Pembroke, NH	Apr 28 – Apr 29
<u>Quilt Spectrum 2023</u>	Bloomington, IL	Apr 28 – Apr 29
<u>Brooklyn Quilts!</u>	Brooklyn, NY	Apr 29 – Apr 30

Maye River Quilters 2023 Spring Challenge

I would like to enter my quilt into the following category:

Best use of Ugly Fat Quarter

Best use of a Fancy Border

Best use of Monthly Featured Blocks

Most Creative Border—Not seen in demo or books.

Name: _____

Phone: _____ Size of entry: _____

Name of entry: _____ (not required)

Please make a copy of this form to pin to your entry. Turn this copy in at the April meeting to Lill Helming. This will allow us to plan spacing of entries).
Thank you!!!

Can't wait to see all the creative handiwork of
our members!!!

Entrants must be members of MRQ. Entrants may submit more than one quilt for the challenge but will not win more than one best use award. Other awards may be presented as determined by Program and Workshop chairs.